

Constitutive Analysis to Predict High-Temperature Flow Stress of 25vol% B₄Cp/2009Al Composite

Liu Shengpu, Li Defu, He Jinyu, Guo Shengli

General Research Institute of Nonferrous Metals, Beijing100088, China

Abstract: Isothermal compression tests of 25vol% B₄Cp/2009Al composite have been carried out at temperatures ranging from 300 °C to 500 °C and strain rates ranging from 0.001 s⁻¹ to 1 s⁻¹. The results show that high-temperature flow stress of the composite decreases with the increase of deformation temperature and the decrease of strain rate. The flow stress has been corrected by friction and the friction corrected stress is lower than experimental values. The influence of friction becomes more obvious with decreasing temperature and increasing strain rate. Then a constitutive equation considering the effect of strain on material constants (i.e. a , n , Q and A) is developed on the basis of Arrhenius type equation. Compared with the experimental results, the flow stress calculated by the constitutive equation possesses a high precision with the correlation coefficient of 0.992. Higher temperature and lower strain rate is beneficial to hot deformation of B₄Cp/2009Al composite.

Key words: B₄Cp/2009Al composite; hot deformation behavior; constitutive equation; flow stress prediction

Particulate reinforced aluminum matrix composites play a critical role in automotive, aerospace, military and nuclear fields due to their excellent mechanical properties, which combined metallic properties of Al or Al alloy with ceramic particles^[1,2]. Among them, the B₄Cp/Al composites are developing rapidly in recent years. B₄C is known as the third hardest material after diamond and boron nitride. It possesses several advantages. Compared with other ceramic particles such as SiC, Al₂O₃, TiC and WC, B₄C has low density (2.51 g/cm³) and high hardness, high strength, high wear resistance, low thermal expansion coefficient and good chemical stability^[3]. The most important is that boron carbide can be used to absorb neutrons, so the B₄Cp/Al composites are applied widely in the nuclear industry^[4].

Researchers have already studied some aspects of B₄Cp/Al composites, including the preparation, interfacial reaction^[5], microstructure and mechanical properties^[6,7]. However, the literature on hot workability and flow characteristics of B₄Cp/Al composites is quite limited. The presence of the reinforcement induces both direct and indirect strengthening effects on the composite. Direct

strengthening effects associate with higher strength and elastic module of the reinforcement. Indirect strengthening results from the microstructure evolution of matrix metal, such as finer grains strengthening and dislocation strengthening^[8]. On the deformation process of matrix metal, the particles also reorient themselves in the same way to cope with the matrix^[9]. As a result, the deformation behavior of composite is quite different from bulk material and the hot workability of the composite is much worse than that of matrix^[10]. The plastic deformation process of the composite also involves the distribution of particles and the particle-matrix interfacial bonding conditions^[11]. Therefore, the hot deformation behavior of B₄Cp/Al composites during deformation at elevated temperature should be of great value.

Generally, the hot deformation behavior of a given material can be represented by the flow stress which is closely related with the deformation parameters including deformation temperature, strain rate and strain. The inner connections among them can be described by constitutive equation. The constitutive equation models the dynamic response of material

Received date: October 25, 2016

Foundation item: National Natural Science Foundation of China (51205028)

Corresponding author: Liu Shengpu, Candidate for Ph. D., General Research Institute of Nonferrous Metals, Beijing 100088, P. R. China, Tel: 0086-10-60662729, E-mail: lspcailiao@126.com

Copyright © 2017, Northwest Institute for Nonferrous Metal Research. Published by Elsevier BV. All rights reserved.

under specified deformation conditions. Most of constitutive equations were based on the Arrhenius type and developed from numerous experimentally measured data^[12-14].

In the previous papers, some tests have been carried out to reveal the hot deformation behavior, hot workability and the optimum processing parameters of B₄Cp/AA6061 composite^[15], B₄Cp/A356 composite^[4] and B₄Cp/Al composite^[16]. However, no literature seems to exist on deformation behavior of 2009Al-based composite with B₄C. In this study the hot deformation behavior of B₄Cp/2009Al composite was studied by uniaxial compression tests.

1 Experiment

The B₄Cp/2009Al composite used in the present investigation containing 25vol% B₄C particles with the average particle size of 5 μm, was produced by powder metallurgy method and the mass percentage of individual elemental alloy powder of 2009Al alloy are given in Table 1.

The samples were machined to 10 mm diameter and 15 mm length for compression testing. Graphite lubricant was used to minimize the friction between the press indenters and specimens. Isothermal hot compression tests were carried out on the Gleeble-1500D thermal simulator at temperatures ranging from 300 °C to 500 °C with an interval of 50 °C and the strain rates ranging from 0.001 s⁻¹ to 1 s⁻¹. Prior to tests, each specimen was heated to the deformation temperature at a rate of 10 °C/s, and held for 180 s at isothermal condition before compressing. Then the specimens were compressed to 50% reduction, which corresponded to a true strain of 0.7. Finally, at the end of compression the specimens were immediately quenched in water to reserve the deformed microstructure.

2 Results and Discussion

2.1 Flow stress behavior

The solid lines in Fig.1 show the true stress-true strain curves of 25vol% B₄Cp/2009Al composite at various strain rates and temperatures. Obviously, the flow behavior of B₄Cp/2009Al composite is sensitive to temperature and strain rate. It is a general trend that flow stress decreases with the increase of temperature and the decrease of strain rate. The flow stress increases to a peak value at a very small strain and then decreases monotonically. The composite undergoes greater work hardening at lower temperature and higher strain rate because the matrix around the B₄C particles presents lots of dislocations. These high dislocation density regions restrict the plastic flow of matrix. With the increase of temperature, the strength of composite decreases and the

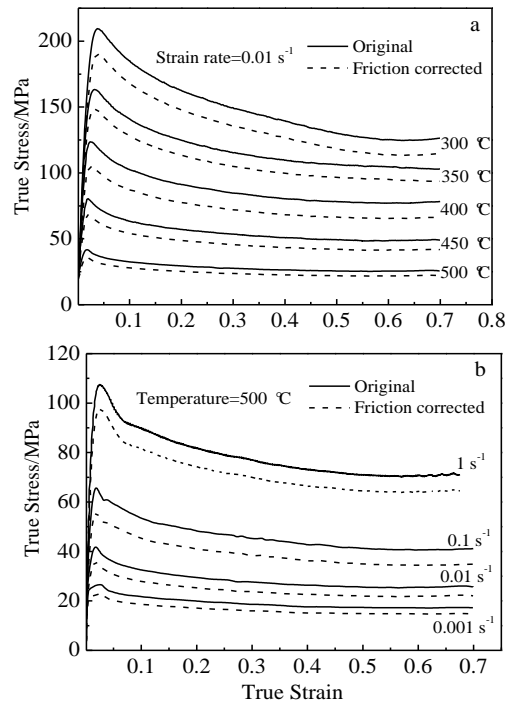


Fig.1 Flow stress curves of 25vol% B₄Cp/2009Al composite at various temperature and strain rates: (a) 0.01 s⁻¹ and (b) 500 °C

strengthening effect of B₄C particles is weakened. In addition, there is enough time for flow softening (dynamic recovery and dynamic recrystallization) with decreasing of strain rate. It should be noted that, B₄C particles have dual effects on the DRX process. On the one hand, particles hinder the movement of grain boundaries and limit the growth of recrystallized grains. On the other hand, particles in the composites act as potential sites for nucleation of recrystallization^[17].

2.2 Friction correction

In practice, although lubricant can minimize the interfacial friction between the dies and specimens, the friction becomes more and more evident due to the area of interface increasing. In consequence, the deformation is heterogeneous and the experimental flow stress should be corrected with the friction.

According to the Ebrahimi and Najafizadeh^[18], the measured flow stress could be transformed by the following equation:

$$\frac{P_{ave}}{\sigma} = 8b \frac{R}{H} \left\{ \left[\frac{1}{12} + \left(\frac{H}{R} \right)^2 \frac{1}{b^2} \right]^{\frac{3}{2}} - \left(\frac{H}{R} \right)^3 \frac{1}{b^3} - \frac{m}{24\sqrt{3}} \frac{e^{-b/2}}{e^{-b/2-1}} \right\} \quad (1)$$

where P_{ave} is the external pressure applied to specimens, σ is the corrected flow stress, b is the barrel parameter, m is the constant friction factor, R and H are the values of radius and height of specimens, respectively. They can be evaluated by the following equations:

Table 1 Composition of 2009Al alloy (wt%)

Cu	Mg	Si	Fe	Al
3.2~4.4	1.0~1.6	0.25	0.05	Bal.

$$R = R_0 \exp\left(-\frac{\varepsilon}{2}\right) \quad (2)$$

$$H = H_0 \exp(-\varepsilon) \quad (3)$$

$$m = \frac{R_f}{h} \cdot \frac{3\sqrt{3}b}{12-2b} \quad (4)$$

$$b = 4 \times \frac{R_M - R_T}{R_f} \cdot \frac{h}{h_0 - h} \quad (5)$$

R_M is the maximum radius of deformed samples, R_f is the average radius of specimens after the deformation, R_T is the top radius of deformed samples, where

$$R_f = R_0 \sqrt{\frac{h_0}{h}} \quad (6)$$

$$R_T = \sqrt{3 \frac{h_0}{h} R_0^2 - 2R_M^2} \quad (7)$$

Fig.1 also shows the comparison between the original curves and friction corrected curves of 25vol% B₄Cp/2009Al composite under different deformation conditions. It is obvious that the friction corrected stress is smaller than the original experimental stress. With the decrease of deformation temperature and increase of strain rate, the effect of the friction becomes more remarkable.

2.3 Determination of material constants for the constitutive equation

The relationship of flow stress, deformation temperature and strain rate could be described by an Arrhenius type constitutive equation^[19], which includes the Zener-Hollomon parameters^[20]. These equations are mathematically represented as follows:

$$\dot{\varepsilon} = A f(\sigma) \exp\left(-\frac{Q}{RT}\right) \quad (8)$$

$$Z = \dot{\varepsilon} \exp\left(\frac{Q}{RT}\right) \quad (9)$$

where,

$$Z = \begin{cases} A_1 \sigma^{n_1} = \dot{\varepsilon} \exp\left(\frac{Q}{RT}\right), & \alpha\sigma < 0.8 \\ A_2 \exp(\beta\sigma) = \dot{\varepsilon} \exp\left(\frac{Q}{RT}\right), & \alpha\sigma > 1.2 \\ A[\sinh(\alpha\sigma)]^n = \dot{\varepsilon} \exp\left(\frac{Q}{RT}\right), & \text{for all} \end{cases} \quad (10)$$

where, Q is the activation energy (kJ mol⁻¹); R is the gas constant (8.314 J mol⁻¹ K⁻¹); T is the absolute temperature (K); A is the structure factor (s⁻¹); α is stress level parameter (MPa⁻¹); n is stress exponent; $A_1, A_2, A, n_1, n, \alpha$ and β are the material constants, and $\alpha = \beta/n_1$.

The friction corrected flow stress values at various deformation conditions were used to evaluate the material constants of the constitutive equation. Herein, a strain of 0.2 will be employed to calculate the constants as an example.

Taking the logarithm of Eq.(10), the following equations

can be obtained:

$$\ln \dot{\varepsilon} = n_1 \ln \sigma + \ln A_1 - \frac{Q}{RT} \quad (11)$$

$$\ln \dot{\varepsilon} = \beta \sigma + \ln A_2 - \frac{Q}{RT} \quad (12)$$

Whereafter, substituting the values of the flow stresses and corresponding strain rates at different temperatures into Eqs. (11) and (12), the relationship of $\ln \dot{\varepsilon} - \ln \sigma$ and $\ln \dot{\varepsilon} - \sigma$ can be obtained using the linear regression fit method. As shown in Fig.2a and 2b, the flow stresses and strain rates can be approximated by a group of parallel and straight lines. The value of n_1 and β can be obtained from the slope of every single line in the $\ln \dot{\varepsilon} - \ln \sigma$ and $\ln \dot{\varepsilon} - \sigma$ plots. The result is 5.91 and 0.087 MPa⁻¹. Then, $\alpha = \beta/n_1 = 0.0147$ MPa⁻¹.

For all the stress levels, Eqs. (8) and (9) can be represented as following:

$$\dot{\varepsilon} = A [\sinh(\alpha\sigma)] \exp\left(-\frac{Q}{RT}\right) \quad (13)$$

$$Z = \dot{\varepsilon} \exp\left(\frac{Q}{RT}\right) = A [\sinh(\alpha\sigma)]^n \quad (14)$$

Taking the logarithm of both sides of Eq. (13) and the following equation can be gained:

$$\ln \dot{\varepsilon} = \ln \sinh(\alpha\sigma) + \ln A - \frac{Q}{RT} \quad (15)$$

For the given strain rate, the deformation activation energy Q can be obtained by differentiating Eq. (15):

$$Q = R \left\{ \frac{\partial \ln \dot{\varepsilon}}{\partial \ln [\sinh(\alpha\sigma)]} \right\}_T \left\{ \frac{\partial \ln [\sinh(\alpha\sigma)]}{\partial (1/T)} \right\}_{\dot{\varepsilon}} \quad (16)$$

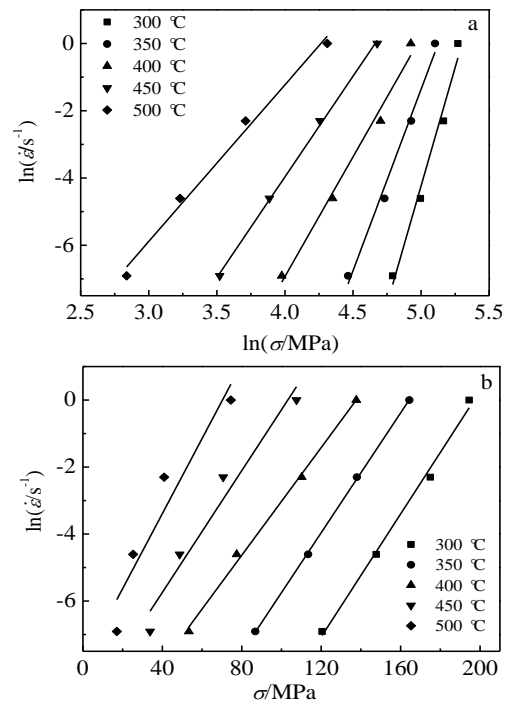


Fig.2 Relationship between strain rate and flow stress: (a) $\ln \dot{\varepsilon} - \ln \sigma$ and (b) $\ln \dot{\varepsilon} - \sigma$

The plots of $\ln \dot{\epsilon} - \ln[\sinh(\alpha\sigma)]$ and $\ln[\sinh(\alpha\sigma)] - 1/T$ can be obtained by substituting the values of flow stress, deformation temperature and corresponding strain rate into Eq. (16), as shown in Fig.3a and 3b. Thus the value of Q can be evaluated as $206.149 \text{ kJ mol}^{-1}$.

By substituting the values of Q , $\dot{\epsilon}$ and T into Eq. (14), the value of Z at different deformation conditions can be calculated. Then taking the logarithm of both sides of Eq. (14), $\ln Z$ can be represented as follows:

$$\ln Z = \ln A + n \ln [\sinh(\alpha\sigma)] \quad (17)$$

The relationship between $\ln Z$ and $\ln[\sinh(\alpha\sigma)]$ can be seen in Fig.4. Obviously, it is better fitted. The value of n and $\ln A$ is the slope and the intercept of $\ln Z - \ln[\sinh(\alpha\sigma)]$ plot.

Thus the value of A and n can be calculated as $3.13 \times 10^{13} \text{ s}^{-1}$ and 5.03 , respectively.

2.4 Compensation of strain

The strain has a significant influence on the flow behavior at elevated temperature. It can be obviously observed in the friction corrected stress-strain curves, especially in the initial stage of the deformation process. Moreover, the influence of strain on the material constants is also remarkable. Therefore, in order to develop an accurate constitutive equation and give an exact prediction for the 25vol% $\text{B}_4\text{Cp}/2009\text{Al}$ composite, the effects of deformation strain should be taken into consideration.

On the basis of the aforementioned method, the values of material constants ($\ln A$, n , α and Q) of the constitutive equations were calculated at strains ranging from 0.05 to 0.7 with the interval of 0.025. The relationship between strain and material constants for 25vol% $\text{B}_4\text{Cp}/2009\text{Al}$ composite can be polynomial fitted by the compensation of strain.

As shown in Fig.5, eighth order polynomial was adopted to describe the effects of the strain on material constants. It is evident that the variation of material constants with the strain is complex and irregular.

When the material constants are calculated, the flow stress at a given strain can be obtained. According to the hyperbolic law, the constitutive equations for hot deformation behavior of 25vol% $\text{B}_4\text{Cp}/2009\text{Al}$ composite can be described as follows:

$$\left\{ \begin{aligned} \sigma &= \frac{1}{\alpha} \ln \left\{ \left(\frac{Z}{A} \right)^{1/n} + \left[\left(\frac{Z}{A} \right)^{2/n} + 1 \right]^{1/2} \right\} \\ Z &= \dot{\epsilon} \exp \left(\frac{Q}{RT} \right) \\ \alpha &= 0.0112 - 0.0021\epsilon + 0.3845\epsilon^2 - 3.1399\epsilon^3 + 14.5182\epsilon^4 \\ &\quad - 41.7705\epsilon^5 + 73.3538\epsilon^6 - 70.4272\epsilon^7 + 27.8587\epsilon^8 \\ n &= 4.0949 + 24.9526\epsilon - 346.1744\epsilon^2 + 2542.8519\epsilon^3 - 10668.9696\epsilon^4 \\ &\quad + 26587.7040\epsilon^5 - 38958.777\epsilon^6 + 30972.107\epsilon^7 - 10291.5971\epsilon^8 \\ Q &= 178.2279 + 961.1308\epsilon - 13430.1947\epsilon^2 + 95305.7967\epsilon^3 - 379592.7294\epsilon^4 \\ &\quad + 887085.5473\epsilon^5 - 1201160\epsilon^6 + 871197\epsilon^7 - 260296.0539\epsilon^8 \\ \ln A &= 25.5373 + 196.4435\epsilon - 2677.2484\epsilon^2 + 18391.5137\epsilon^3 - 71145.0649\epsilon^4 \\ &\quad + 1623323.4649\epsilon^5 - 216546.2102\epsilon^6 + 155959.2629\epsilon^7 - 46747.1421\epsilon^8 \end{aligned} \right.$$

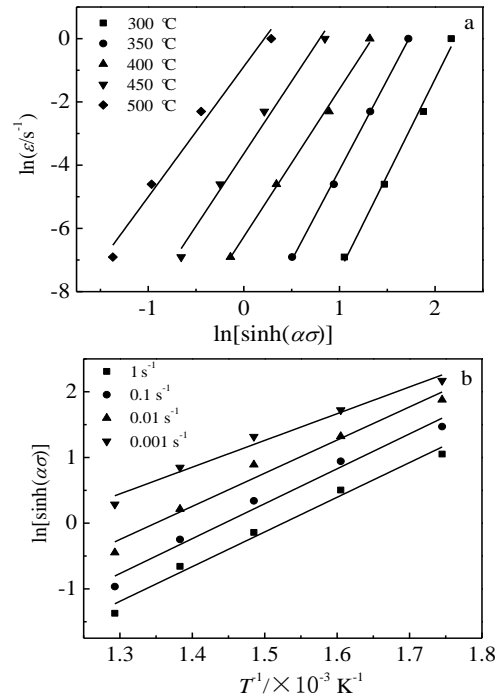


Fig.3 Relationships between flow stress with strain rate and temperature: (a) $\ln \dot{\epsilon} - \ln[\sinh(\alpha\sigma)]$ and (b) $\ln[\sinh(\alpha\sigma)] - 1/T$

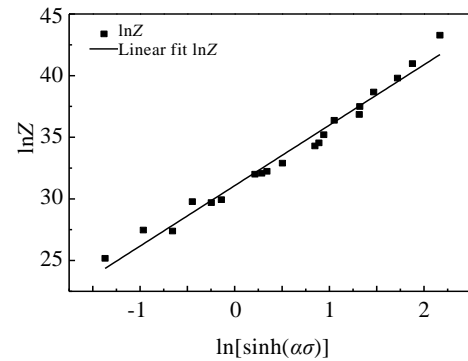


Fig.4 Relationships between flow stress and Z parameter

2.5 Verification of constitutive equation

According to the above constitutive equations, the predicted flow stress of 25vol% $\text{B}_4\text{Cp}/2009\text{Al}$ composite can be obtained under all the experimental conditions by substituting the calculated material constants. In order to evaluate the accuracy of the constitutive equations, a comparison between the predicted values and the friction corrected flow stresses were carried out, as shown in Fig.6. Obviously, the predicted values from the constitutive equations agree well with the friction corrected flow stress values. Only at a deformation temperature of 300 °C and a strain rate of 1 s^{-1} , a bigger deviation can be observed (Fig.6d). According to Zhang^[14], the deviation between the experimental and the predicted data of flow stress may be due to material constants fitting.

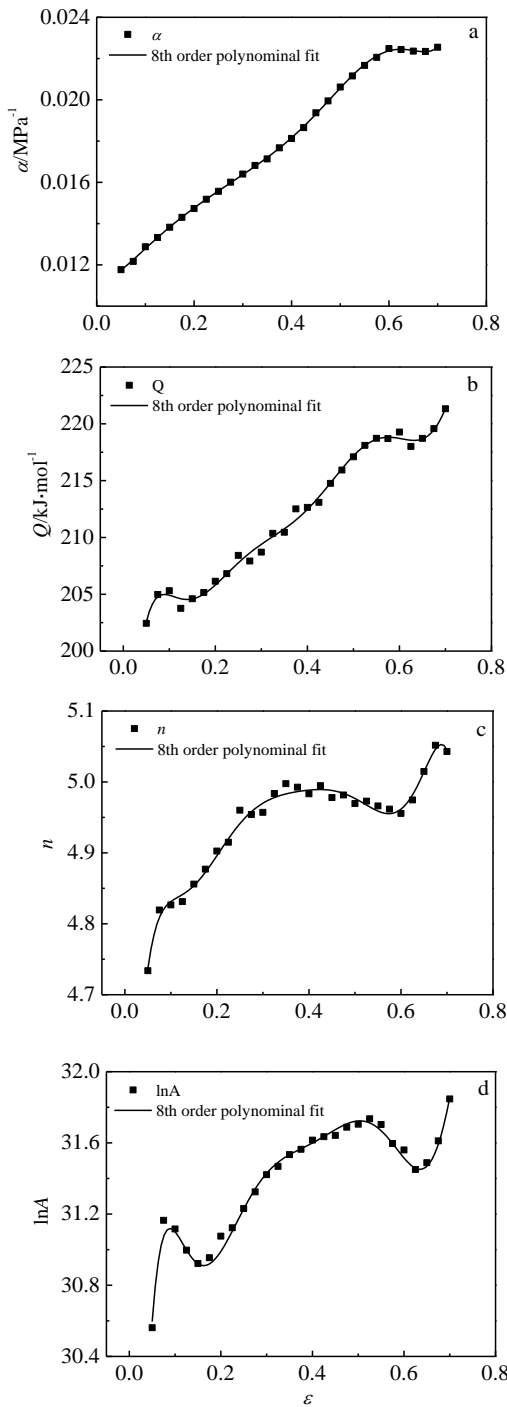


Fig.5 Variations of α (a), Q (b), n (c) and $\ln A$ (d) with true strain based on the polynomial fitting for 25vol% B₄Cp/2009Al composite

In addition, standard statistical parameter correlation coefficient (R) was used to verify the precision of developed constitutive equations. Fig.7 shows the correlation between the predicted and friction corrected values. It can be observed that almost all points lie close to the regression line and the

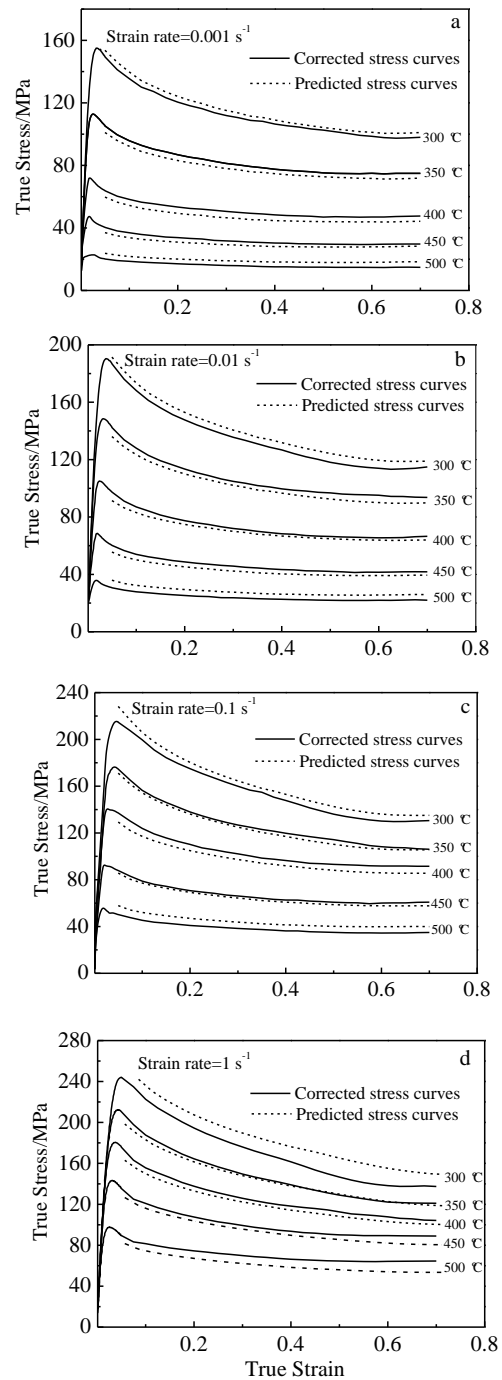


Fig.6 Comparison between the experimental and the predicted flow stress curves of B₄Cp/2009Al composite: (a) $\dot{\epsilon}=0.001 \text{ s}^{-1}$, (b) $\dot{\epsilon}=0.01 \text{ s}^{-1}$, (c) $\dot{\epsilon}=0.1 \text{ s}^{-1}$ and (d) $\dot{\epsilon}=1 \text{ s}^{-1}$

correlation coefficient (R) is 0.992, which indicates that the constitutive equations are accurate. Therefore, the developed constitution equations can be used to predict the flow behavior and analyze the problems during hot deformation process.

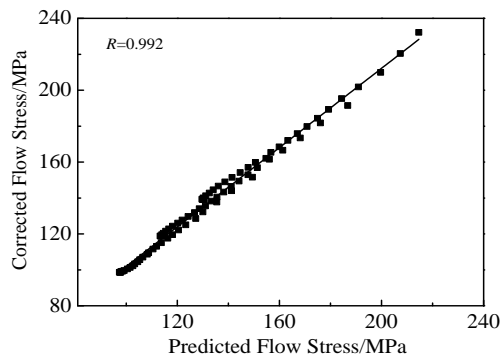


Fig.7 Correlation coefficient of the predicted and the experimental flow stress data

3 Conclusions

1) The flow stress decreases with the increase of deformation temperature and the decrease of strain rate. It increases to a peak value at a small strain and decreases with the increase of strain. The whole deformation process can be considered as a dynamic competition process of work hardening and dynamic softening.

2) The measured flow stress can be modified by the friction. Friction-corrected flow stress is lower than the experimental values and the effect of friction becomes obvious with decreasing temperature and increasing strain rate.

3) A constitutive equation considering the effect of strain on material constants (i.e. α , n , Q and A) is developed on the basis of Arrhenius type equation. Compared with the experimental values, the flow stress calculated by the constitutive equation possesses a high precision with the correlation coefficient of 0.992. Higher temperature and lower strain rate is beneficial to hot deformation of $B_4Cp/2009Al$ composite.

References

- Miracle D B. *Composites Science & Technology*[J], 2005, 65(15-16): 2526
- Trujillo-Vázquez E, Pech-Canul M I, Guà-Tello J C et al. *Materials & Design*[J], 2016, 89: 94
- Xian Y, Qiu R, Wang X et al. *Journal of Nuclear Materials*[J], 2016, 478: 227
- Gangolu S, Rao A G, Sabirov I et al. *Materials Science & Engineering A* [J], 2016, 655: 256
- Li Y Z, Wang Q Z, Wang W G et al. *Materials Chemistry & Physics*[J], 2015, 154: 107
- Shorowordi K M, Laoui T, Haseeb A S M A et al. *Journal of Materials Processing Technology* [J], 2003, 142(3): 738
- Chen H S, Wang W X, Li Y L et al. *Journal of Alloys & Compounds* [J], 2015, 632: 23
- Yan Y W, Geng L, Li A B. *Materials Science & Engineering A* [J], 2007, 448(1-2): 315
- Su Y H F, Chen Y C, Chi Y A T. *Materials Science & Engineering A* [J], 2004, 364(1-2): 296
- Srivastava V C, Jindal V, Uhlenwinkel V et al. *Materials Science & Engineering A* [J], 2008, 477(1-2): 86
- Patel A, Das S, Prasad B K. *Materials Science & Engineering A* [J], 2011, 530(1): 225
- Wu H, Wen S P, Huang H et al. *Materials Science & Engineering A* [J], 2015, 651: 415
- Senthilkumar V, Balaji A, Narayanasamy R. *Materials & Design* [J], 2012, 37: 102
- Zhang F, Shen J, Yan X et al. *Rare Metal Materials and Engineering* [J], 2014, 43(6): 1312
- Li H, Wang H, Zeng M et al. *Composites Science & Technology* [J], 2011, 71(6): 925
- Gangolu S, Rao A, Prabhu N et al. *Journal of Materials Engineering & Performance* [J], 2014, 23(4): 1366
- Ferry M, Munroe P R. *Composites Part A Applied Science & Manufacturing* [J], 2004, 35(9): 1017
- Ebrahimi R, Najafizadeh A. *Journal of Materials Processing Technology* [J], 2004, 152(2): 136
- Sellers C M, Mctegart W J. *Acta Metallurgica*[J], 1966, 14(9): 1136
- He A, Chen L, Hu S et al. *Materials & Design*[J], 2013, 46(4): 54

25vol% $B_4Cp/2009Al$ 复合材料热变形本构模型

刘生璞, 李德富, 贺金字, 郭胜利
(北京有色金属研究总院, 北京 100088)

摘要: 对 25vol% $B_4Cp/2009Al$ 复合材料进行等温压缩实验, 采用的温度范围为 300~500 °C, 应变速率范围为 0.001~1 s⁻¹。结果表明, $B_4Cp/2009Al$ 复合材料的高温流变应力随着变形温度的升高和应变速率的减小而下降。对流变曲线进行了摩擦修正, 修正后的流变应力值低于实验结果。摩擦力的影响随着温度的降低和应变速率的增大而更明显。随后构建了基于 Arrhenius 形式的本构方程, 求解了不同应变率下的材料常数(α , n , Q 和 A)。与实验结果进行对比, 利用构建的本构方程计算得到的流变应力值具有很高的计算精度, 相关系数达到 0.992。研究发现, 较高的温度和较低的应变速率有助于 $B_4Cp/2009Al$ 复合材料的高温热变形。

关键词: $B_4Cp/2009Al$ 复合材料; 热变形行为; 本构方程; 流变应力预测

作者简介: 刘生璞, 男, 1992 年生, 博士生, 北京有色金属研究总院, 北京 100088, 电话: 010-60662729, E-mail: lspcailiao@126.com